

DURA-EDGE



**MOUND BLOCKS**  
FOR MOUNDS AND HOME PLATE



OFFICIAL MOUND BLOCK OF MINOR LEAGUE BASEBALL

# The patented wedge-shaped design means **10° IS EVERYTHING.**

**Most clay bricks have rectangular sides, but not ProLoc.** The overlapping seams from our patented wedge-shaped blocks allows them to easily meld together. The downward pressure from tamping or rolling turns them into a solid clay sheet, making them perfect for renovation or construction projects around your mound, batter's box and catcher's box.

- Made from DuraPitch Premium Mound Clay
- 40% or more clay content
- Premoistened, unfired clay blocks
- Extruded under pressure for maximum compaction
- Patented 10° wedge-shaped design (patent #10,676,876)
- Promotes better adhesion between blocks compared to the competition
- Use DuraPitch Premium Mound Clay to repair wear that may occur on the blocks

#### FIELD APPLICATIONS

- ✓ Pitcher's Mound
- ✓ Batter's Box
- ✓ Catcher's Box

#### FIELD TYPE

- ✓ Low (infrequent) maintenance ballfields  
Youth ballfields (12 & under);
- ✓ Med-High maintenance ballfields  
Adult ballfields (13 & up)

Major League and Minor League Baseball trademarks and copyrights are used with permission of Major League Baseball. Visit [MLB.com](http://MLB.com) and [MiLB.com](http://MiLB.com).

DURA-EDGE



OFFICIAL INFIELD PLAYING SURFACE OF MINOR LEAGUE BASEBALL



# PROLOC MOUND BLOCKS FORTIFICATION



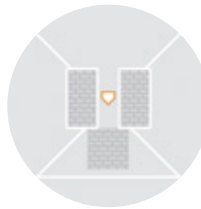
OFFICIAL MOUND BLOCK OF MINOR LEAGUE BASEBALL

## ▶ YOUTH BASEBALL (12 & up) 6" Mound & Batter's Box

Approximate volume of DuraEdge Premium Clay



	Area	2.5"D	4"D
Table	5 sq ft	23 blocks	X blocks
Front Slope	19 sq ft	86 blocks	X blocks
Optional Wings	12 sq ft	54 blocks	X blocks
<b>Total Area</b>	<b>36 sq ft</b>	<b>163 blocks</b>	<b>XX blocks</b>



	Area	2.5"D	4"D
Batter's Boxes (2)	36 sq ft	162 blocks	260 blocks
Catcher's Box	25 sq ft	113 blocks	180 blocks
<b>Total Area</b>	<b>61 sq ft</b>	<b>275 blocks</b>	<b>440 blocks</b>

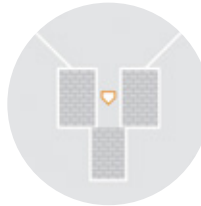
(each batter's box 6' x 3', catcher's box 5' x 5')

## ▶ ADULT BASEBALL (13 & up) 10" Mound & Batter's Box

Approximate volume of DuraPitch Premium Mound Clay



	Area	2.5"D	4"D
Table	15 sq ft	68 blocks	110 blocks
Front Slope	62.5 sq ft	282 blocks	450 blocks
<b>Total Area</b>	<b>77.5 sq ft</b>	<b>350 blocks</b>	<b>560 blocks</b>




	Area	2.5"D	4"D
Batter's Boxes (2)	48 sq ft	216 blocks	346 blocks
Catcher's Box	30 sq ft	135 blocks	216 blocks
<b>Total Area</b>	<b>78 sq ft</b>	<b>451 blocks</b>	<b>562 blocks</b>

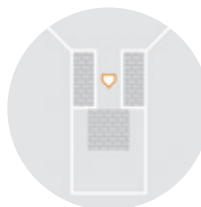
(each batter's box 6' x 4', catcher's box 5' x 6')

## ▶ SOFTBALL (13 & up) Pitcher's Circle & Batter's Box

Approximate volume of DuraPitch Premium Mound Clay



	Area	2.5"D	4"D
<b>Total Area</b>	<b>40 sq ft</b>	<b>180 blocks</b>	<b>288 blocks</b>



	Area	2.5"D	4"D
Batter's Boxes (2)	42 sq ft	189 blocks	303 blocks
Catcher's Box	36 sq ft	162 blocks	260 blocks
<b>Total Area</b>	<b>78 sq ft</b>	<b>351 blocks</b>	<b>563 blocks</b>

(each batter's box 7' x 3', catcher's box 6' x 6')



Reference the mound building how-tos in our new  
**Ballfield Design & Dimensions Guide**  
[DuraEdge.com/guide](http://DuraEdge.com/guide)

Major League and Minor League Baseball trademarks and copyrights are used with permission of Major League Baseball. Visit [MLB.com](http://MLB.com) and [MiLB.com](http://MiLB.com).



OFFICIAL INFIELD PLAYING SURFACE OF MINOR LEAGUE BASEBALL