


Professional Rigid Steel Mat Drag

TUFFdrag
PROFESSIONAL RIGID STEEL MAT DRAG

ASSEMBLY GUIDE



BEACON  **ATHLETICS**

PROFESSIONAL

Rigid STEEL MAT Drag

This **Professional Rigid Steel Mat Drag** is constructed of steel with a durable plastic leveling bar. **To store**, hang flat and keep away from heavy items that may bend the steel mesh. *Replacement steel mesh material is available.*

PARTS & HARDWARE

Drag Parts:

- Steel Mesh Material [1]
- Plastic Leveling Bar [1]
- Tow Rope with rings [1]

Hardware Pack:

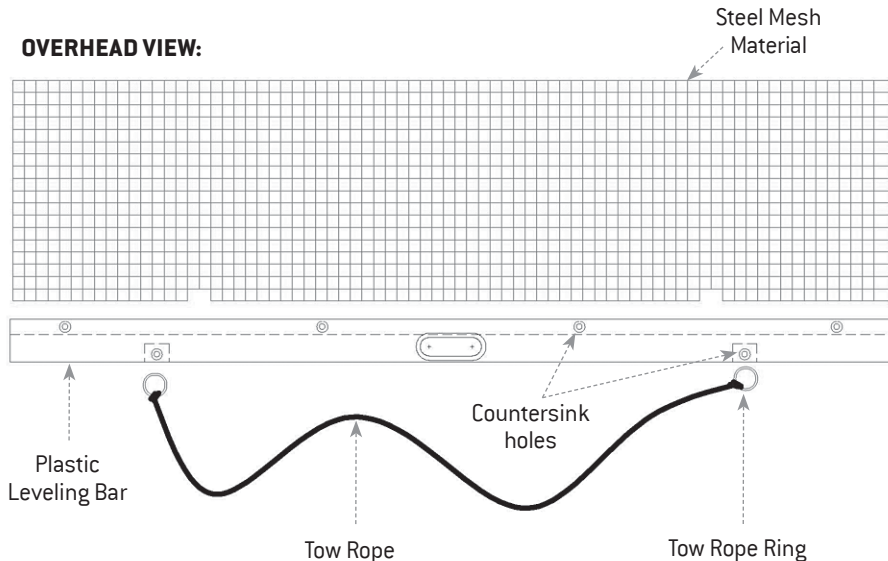
4ft MODEL

- Allen Wrench
- Flat Head Bolts, Washers,
and Lock Nuts [5 of each]

6ft MODEL


- Allen Wrench
- Flat Head Bolts, Washers,
and Lock Nuts [6 of each]

OVERHEAD VIEW:


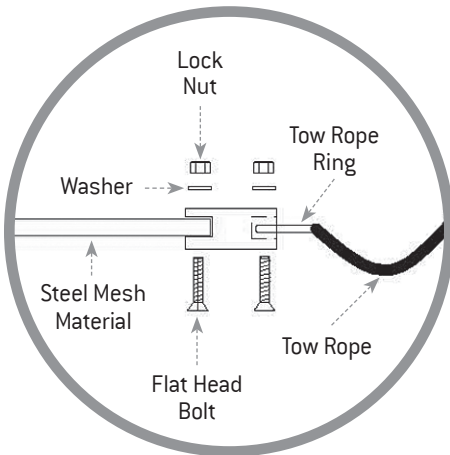


ASSEMBLY INSTRUCTIONS

- 1** Insert the steel mat into slot in plastic leveling bar. *NOTE:* steel mat edge with missing links is the correct edge to insert into bar (see drawings).
- 2** Insert rings from tow rope into slots in plastic leveling bar (see drawing).
- 3** Install flat head bolts into countersink mounting holes. Secure with lock nuts and washers using the Allen Wrench included in the hardware pack. Repeat for each hole to secure steel mat and tow rope.



SIDE VIEW:



FOR BEST RESULTS:

Use drag with lock nuts facing upward, and flat head bolts on bottom making smooth contact with infield.

Maintain your top dressing at a depth of 1/4" to 3/8". At this depth only the last two to three rows of mesh will fill with material as you drag your fields.

Hold the tow rope steady and walk at a consistent pace. An inconsistent pull can lead to an uneven "washboard effect" in your top dressing.

OTHER RECOMMENDED FIELD MAINTENANCE PRODUCTS

Beacon Field Weights are the perfect alternative to sand bags, tarp pins or sewn in tarp weight. This durable 7 lb rubber weight features an easy grip handle so multiple weights can be carried and dropped in place, reducing the time needed to set up or remove tarp covers.




Watch tarp deployment with Beacon Field Weights!




Scan this code or visit [/tarpcart](#)

You already have the X-Drag, now get the weight perfected!



Beacon X-Drag Field Weight Kit




Beacon Adjustable Weight Nail Drag System

Get the weight right with either the Beacon X-Drag Kit Field Kit or Adjustable Weight Nail Drag System.

Both allow you to adjust the weight with **Beacon Field Weights**. The correct weight depends upon many factors, and these systems put you in control.

Beacon Tarp Cart

Designed to transport and store up to four area tarps (not included) and **Field Weights** (includes set of 36). Heavy-duty, powder coated, steel construction with two large pneumatic turf tires, tow bar, and wheel barrow handles. Fits through standard door. *Tarp Cart shown with field tarps (sold separately).*



BEACON ATHLETICS

BeaconAthletics.com | 800-747-5985 | fax 608-836-0724

8233 FORSYTHIA STREET, SUITE 120, MIDDLETON, WI 53562

© Copyright 2015, Beacon Athletics, A division of Rainbow Group, LLC. All Rights reserved. This material may not be republished, rewritten or redistributed including electronically cached without the prior written consent of Beacon Athletics.

Version 2 rev.2015-04